



**PATIENT PRESENTING CLINICAL SIGNS**

Mia Colon Enlarging mass on neck possible causing intermittent gagging/coughing.

**SPECIES ULTRASONOGRAPHIC EXAMINATION**

Canine **Thyroid**

**BREED** The thyroid region revealed a 3.06 x 1.4 cm subcutaneous lipomatous type mass that appeared encapsulated. The mass had areas of mineralization. It does not appear vascular or cavitated and appears resectable. There was no evidence of invasion into the region. The remainder of the structures regarding esophagus, salivary glands and thyroids were imaged with no evidence of pathology with slightly prominent right medial parathyroid enlargement measuring 0.36 cm. Regional tissues were unremarkable. The right parathyroid was slightly prominent.

Doberman

**SEX**

Spayed female

**AGE**

5 years

**ULTRASONOGRAPHIC FINDINGS**

Encapsulated thyroid mass and slightly prominent right parathyroid.

**INTERPRETATION OF THE FINDINGS & FURTHER RECOMMENDATIONS**

Calcium elevation is recommended.

**INTERPRETED BY**

Eric Lindquist, DMV  
DABVP, Cert. IVUSS

**IMAGING PERFORMED BY**

Eric Lindquist, DMV  
DABVP, Cert. IVUSS

**HOSPITAL NAME**

Franklin Lakes AH

**REFERRING VET**

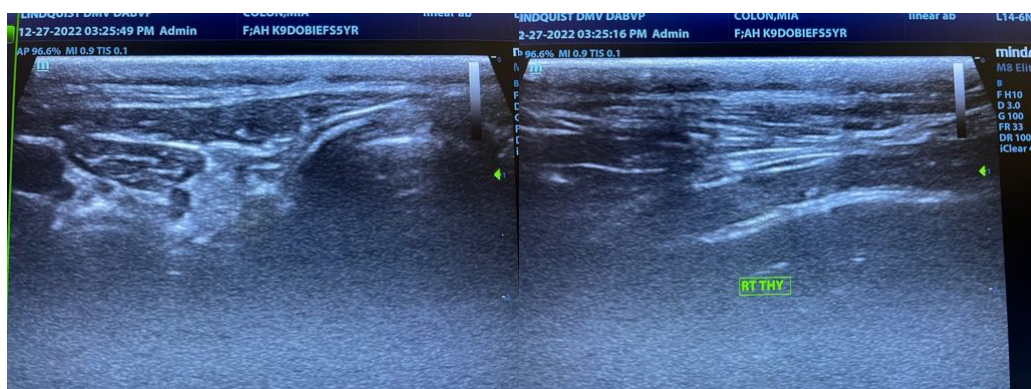
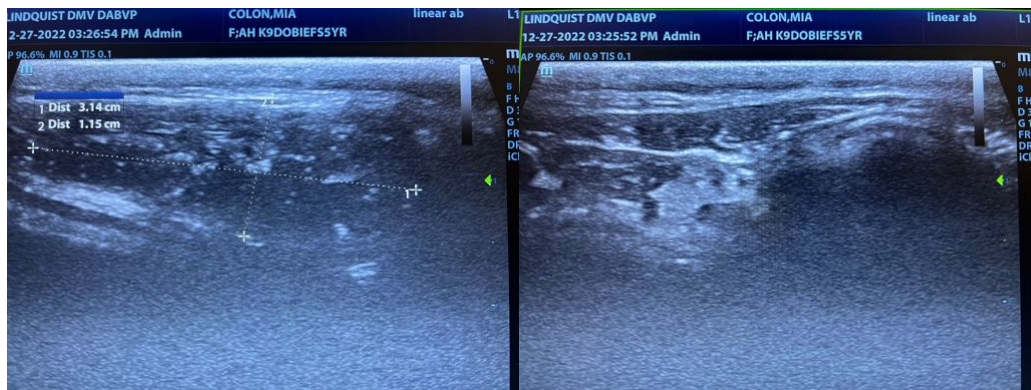
Dr. Onseios

**INVOICE**

42356

**DATE**

12/27/22





**PATIENT**

Mia Colon

**SPECIES**

Canine

**BREED**

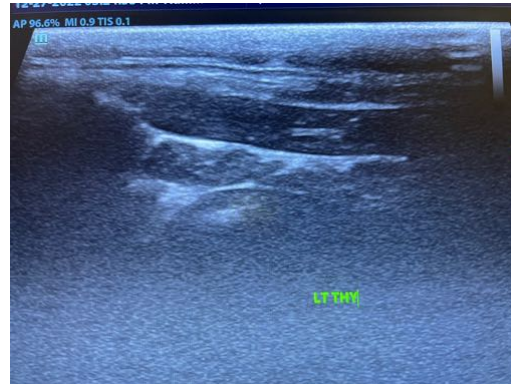
Doberman

**SEX**

Spayed female

**AGE**

5 years



The information and recommendations provided are based on the images presented by the referring veterinarian/sonographer. No evaluation can be communicated regarding pathology that was not visible in the image/video clips provided.

Thank you for this referral. If the clinical or image interpretation does not parallel your findings or if I can be of any further assistance please contact me.

**INTERPRETED BY**

Eric Lindquist, DMV  
DABVP, Cert. IVUSS

**Eric Lindquist**, DMV, DABVP, Cert. IVUSS, CEO of SonoPath.com  
Info@SonoPath.com

**IMAGING PERFORMED BY**

Eric Lindquist, DMV  
DABVP, Cert. IVUSS

**HOSPITAL NAME**

Franklin Lakes AH

**REFERRING VET**

Dr. Onseios

**INVOICE**

42356

**DATE**

12/27/22