



PATIENT

Eli Stringham

PRESENTING CLINICAL SIGNS

rescanned to check from yesterday, could not pass stomach tube but he did vomit after the procedure ... all bile did have a normal poop

SPECIES

Canine

LIMITED ULTRASONOGRAPHIC EXAMINATION OF THE ABDOMEN

Urinary System

The distal urinary tract and kidneys were unremarkable.

BREED

Poodle X

Adrenal Glands

The adrenal glands were unremarkable.

SEX

Male

Gastrointestinal

The stomach was persistently overdistended with reactive mesentery around the gastric wall. The visible pyloric outflow appears unremarkable. The small intestine was unremarkable. However, further imaging of the upper duodenum and pyloric junction recommended to ensure underlying pathology is not present.

AGE

1 Year

Pancreas

The pancreatic presentation appears to be partially resolved. However, some heterogeneous changes were noted.

WEIGHT

20 Pounds

INTERPRETATION OF THE FINDINGS & FURTHER RECOMMENDATIONS

Continual medical treatment warranted. Radiographic assessment for potential bloating/torsion would be warranted, though not overtly suspected. Further imaging of the upper duodenum and pyloric junction recommended to ensure underlying pathology is not present.

INTERPRETED BY

Eric Lindquist, DMV

DABVP, Cert. IVUSS

IMAGING PERFORMED BY

Jenn

HOSPITAL NAME

Rockaway AH

REFERRING VET

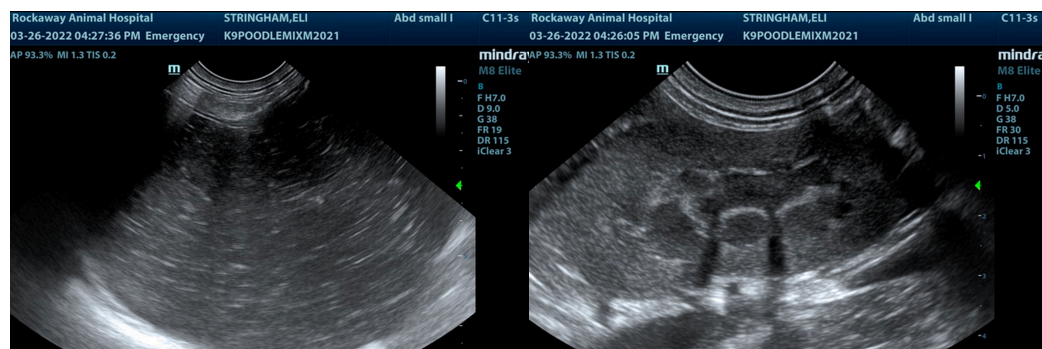
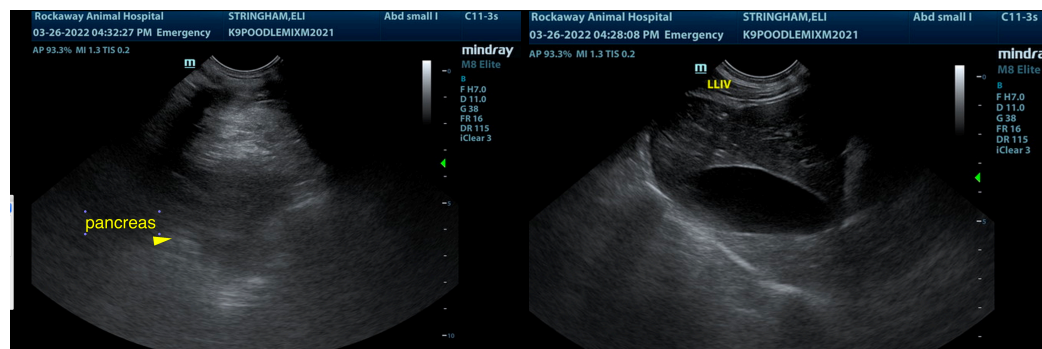
Dr. Maniar

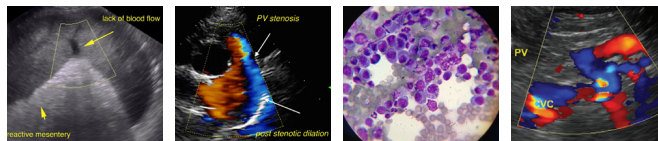
INVOICE

36499

DATE

3/27/22





PATIENT

Eli Stringham

The information and recommendations provided are based on the images presented by the referring veterinarian/sonographer. No evaluation can be communicated regarding pathology that was not visible in the image/video clips provided.

SPECIES

Canine

Thank you for this referral. If the clinical or image interpretation does not parallel your findings or if I can be of any further assistance please contact me.

Eric Lindquist, DMV, DABVP, Cert. IVUSS, CEO of SonoPath.com

info@SonoPath.com

BREED

Poodle X

SEX

Male

AGE

1 Year

WEIGHT

20 Pounds

INTERPRETED BY

Eric Lindquist, DMV

DABVP, Cert. IVUSS

IMAGING PERFORMED BY

Jenn

HOSPITAL NAME

Rockaway AH

REFERRING VET

Dr. Maniar

INVOICE

36499

DATE

3/27/22